

5-1-2015

# N3LO Approximate Results for Top-quark Differential Cross Sections and Forward-backward Asymmetry

Nikolaos Kidonakis

Kennesaw State University, [nkidonak@kennesaw.edu](mailto:nkidonak@kennesaw.edu)

Follow this and additional works at: <https://digitalcommons.kennesaw.edu/facpubs>



Part of the [Physics Commons](#)

---

## Recommended Citation

Kidonakis, Nikolaos, "N3LO Approximate Results for Top-quark Differential Cross Sections and Forward-backward Asymmetry" (2015). *Faculty Publications*. 3848.

<https://digitalcommons.kennesaw.edu/facpubs/3848>

This Article is brought to you for free and open access by DigitalCommons@Kennesaw State University. It has been accepted for inclusion in Faculty Publications by an authorized administrator of DigitalCommons@Kennesaw State University. For more information, please contact [digitalcommons@kennesaw.edu](mailto:digitalcommons@kennesaw.edu).

## **N<sup>3</sup>LO approximate results for top-quark differential cross sections and forward-backward asymmetry**

---

**Nikolaos Kidonakis**<sup>\*†</sup>

*Department of Physics, Kennesaw State University, Kennesaw, GA 30144, USA*

*E-mail: nkidonak@kennesaw.edu*

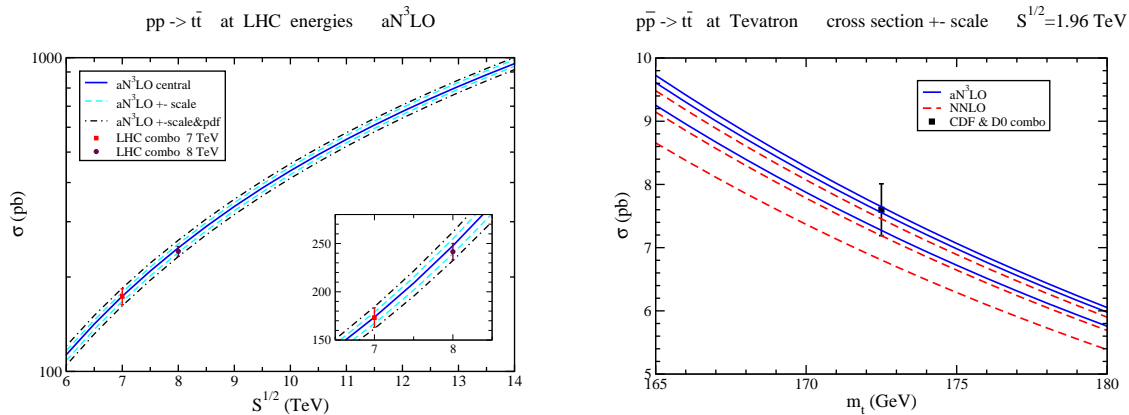
I present a calculation of approximate N<sup>3</sup>LO corrections from NNLL soft-gluon resummation for differential distributions in top-antitop pair production in hadronic collisions. Soft-gluon corrections are the dominant contribution to top-quark production and closely approximate exact results through NNLO. I show aN<sup>3</sup>LO results for the total  $t\bar{t}$  cross section, the top-quark  $p_T$  and rapidity distributions, and the top-quark forward-backward asymmetry. The higher-order corrections are significant and they reduce theoretical uncertainties.

*XXIII International Workshop on Deep-Inelastic Scattering  
27 April - May 1 2015  
Dallas, Texas*

---

<sup>\*</sup>Speaker.

<sup>†</sup>This material is based upon work supported by the National Science Foundation under Grant No. PHY 1212472.



**Figure 1:** Total aN<sup>3</sup>LO cross sections for  $t\bar{t}$  production at the LHC (left) and the Tevatron (right) and comparison with LHC [7, 8] and Tevatron [9] data.

## 1. Introduction

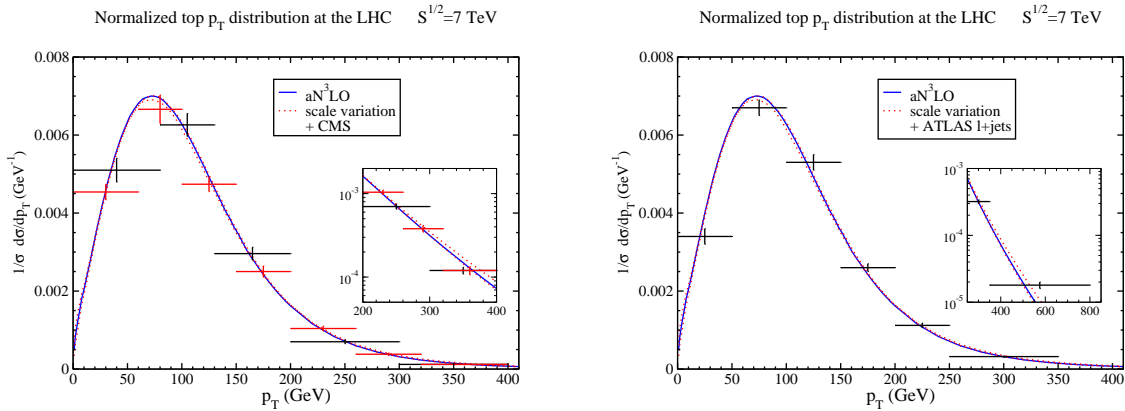
The calculation of higher-order corrections for  $t\bar{t}$  total cross sections, top-quark transverse momentum ( $p_T$ ) and rapidity distributions, and the top forward-backward asymmetry ( $A_{FB}$ ) is an important part of top-quark physics. QCD corrections are very significant for top-antitop pair production. Soft-gluon corrections, calculated appropriately, are the dominant part of these corrections at LHC and Tevatron energies. The soft corrections are currently known through N<sup>3</sup>LO [1–3].

The soft-gluon terms in the  $n$ th-order perturbative corrections involve  $[\ln^k(s_4/m_t^2)]/s_4$  with  $k \leq 2n - 1$  and  $s_4$  the kinematical distance from partonic threshold. We resum these soft corrections at NNLL accuracy via factorization and renormalization-group evolution of soft-gluon functions [4]. The calculation is for the double-differential cross section using the standard moment-space resummation in perturbative QCD. The first N<sup>3</sup>LO expansion was given in [5] with a complete formal expression given in [6]. Approximate N<sup>3</sup>LO (aN<sup>3</sup>LO) total and differential cross sections from the expansion of the NNLL resummed expressions have been obtained most recently in [1, 2]. The latest aN<sup>3</sup>LO results for the total cross section [1], top  $p_T$  and rapidity distributions [2], and the top forward-backward asymmetry  $A_{FB}$  [3], provide the best and state-of-the-art theoretical predictions.

It has been known for some time that the partonic threshold approximation in our formalism works very well for LHC and Tevatron energies; the differences between approximate and exact cross sections at both NLO and NNLO are at the per mille level. This is also true for  $p_T$  and rapidity distributions and  $A_{FB}$ . The use of a fixed-order expansion removes the need for a prescription to deal with divergences and the unphysical effects of such prescriptions. The stability and robustness of the theoretical higher-order results in our resummation approach over the past two decades as well as the correct prediction of the size of the exact NNLO corrections validate our formalism.

## 2. Top-antitop pair total cross sections at the LHC and the Tevatron

In Fig. 1 we show the aN<sup>3</sup>LO total  $t\bar{t}$  cross sections at LHC and Tevatron energies [1] and



**Figure 2:** Normalized  $aN^3$ LO top-quark  $p_T$  distributions at the 7 TeV LHC, and comparison with CMS data [11] in the dilepton (black) and lepton+jets (red) channels (left plot), and with ATLAS data [12] in the lepton+jets channel (right plot).

compare them with LHC combination data from the ATLAS and CMS collaborations at 7 TeV [7] and 8 TeV [8] energies, and Tevatron combination data from the CDF and D0 collaborations at 1.96 TeV energy [9]. We use MSTW2008 NNLO pdf [10] for all our predictions. The agreement of theoretical predictions with experimental data is excellent.

We also provide the  $aN^3$ LO total  $t\bar{t}$  cross sections with  $m_t = 173.3$  GeV below. At the Tevatron with 1.96 TeV energy the cross section is  $7.37^{+0.09+0.38}_{-0.27-0.28}$  pb; at the 7 TeV LHC it is  $174^{+5+9}_{-7-10}$  pb; at the 8 TeV LHC it is  $248^{+7+12}_{-8-13}$  pb; at the 13 TeV LHC it is  $810^{+24+30}_{-16-32}$  pb; and at the 14 TeV LHC it is  $957^{+28+34}_{-19-36}$  pb. The first uncertainty in the previous numbers is from scale variation over  $m_t/2 \leq \mu \leq 2m_t$  and the second is from the MSTW2008 pdf [10] at 90% C.L.

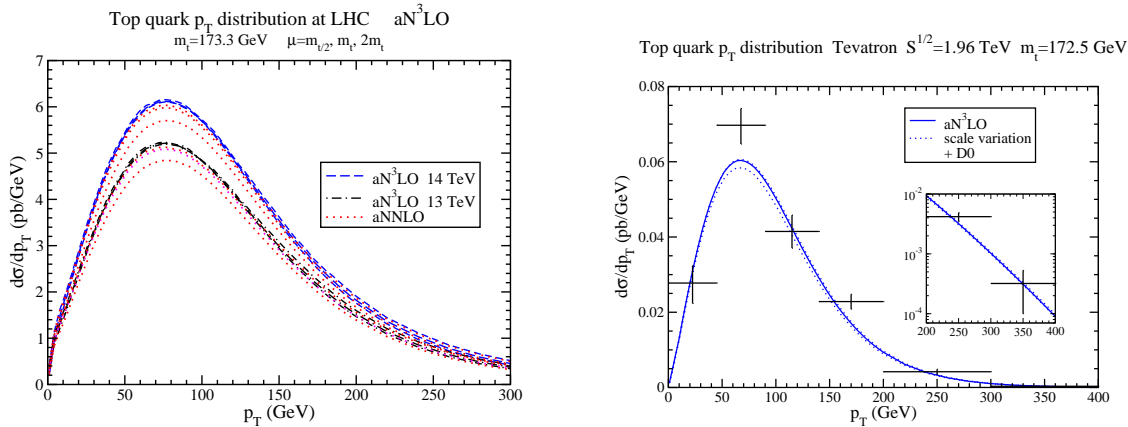
Fractional contributions to the perturbative series for the  $t\bar{t}$  cross section at the LHC converge well through  $N^3$ LO, which could potentially indicate that corrections beyond  $N^3$ LO are negligible [1]. For Tevatron energies the convergence is slower [1].

### 3. Top-quark $p_T$ and rapidity distributions at the LHC and the Tevatron

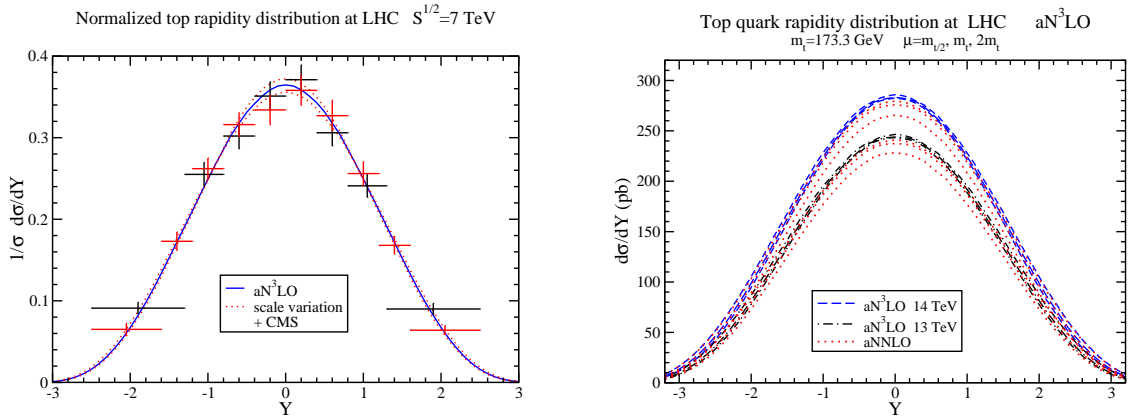
In Fig. 2 we show the normalized  $aN^3$ LO top-quark  $p_T$  distribution,  $(1/\sigma)d\sigma/dp_T$ , at 7 TeV LHC energy and compare with results from CMS in the dilepton and lepton+jets channels [11] and from ATLAS in the lepton+jets channel [12]. We find excellent agreement between the theoretical results and the 7 TeV LHC data. The theoretical predictions are also in excellent agreement with recent CMS top  $p_T$  data at 8 TeV in both channels [13].

In the left plot of Fig. 3 we show the  $aN^3$ LO top-quark  $p_T$  distributions [2],  $d\sigma/dp_T$ , at 13 and 14 TeV LHC energies. In the right plot of Fig. 3 we show the  $aN^3$ LO top-quark  $p_T$  distributions [2] at 1.96 TeV Tevatron energy and compare with D0 data [14], finding very good agreement.

We continue with the top-quark rapidity distribution at the LHC [2]. In the left plot of Fig. 4 we show the normalized  $aN^3$ LO top-quark rapidity distribution,  $(1/\sigma)d\sigma/dY$ , at 7 TeV LHC energy and compare with results from CMS in the dilepton and lepton+jets channels [11], finding excellent agreement between theory and data. The theoretical predictions at 8 TeV are also in



**Figure 3:** Top-quark  $aN^3LO$   $p_T$  distributions at the LHC (left) and at the Tevatron compared to D0 data [14] (right).



**Figure 4:** (Left) Top-quark  $aN^3LO$  normalized rapidity distributions at the 7 TeV LHC and comparison with CMS data [11] in the dilepton (black) and lepton+jets (red) channels; (Right) Top-quark  $aN^3LO$  rapidity distributions at 13 and 14 TeV LHC energies.

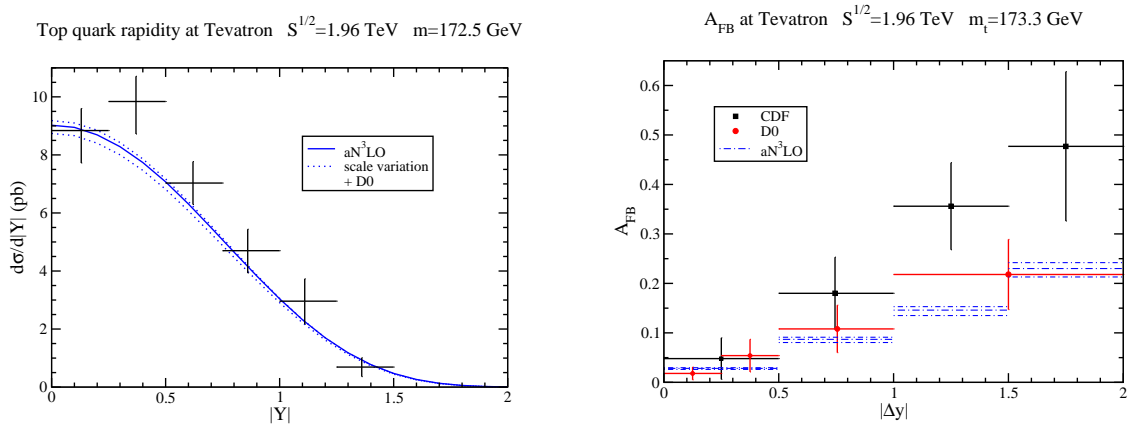
excellent agreement with recent CMS top rapidity data in both channels [13]. We also show the  $aN^3LO$  top-quark rapidity distributions,  $d\sigma/dY$ , at 13 and 14 TeV LHC energies in the right plot of Fig. 4.

In the left plot of Fig. 5 we compare the  $aN^3LO$  distribution of the absolute value of the top-quark rapidity,  $d\sigma/d|Y|$ , at the Tevatron with D0 data [14] and find very good agreement.

#### 4. Top-quark forward-backward asymmetry at the Tevatron

Finally, we discuss the top forward-backward asymmetry at the Tevatron

$$A_{FB} = \frac{\sigma(y_t > 0) - \sigma(y_t < 0)}{\sigma(y_t > 0) + \sigma(y_t < 0)}. \quad (4.1)$$



**Figure 5:** (Left) Top-quark aN<sup>3</sup>LO  $d\sigma/d|Y|$  distribution at the Tevatron compared with D0 data [14]; (Right) Top-quark aN<sup>3</sup>LO differential  $A_{FB}$  at the Tevatron compared with CDF [16] and D0 [17] data.

The above expression can be evaluated with numerator and denominator separately at fixed-order or it can be re-expanded in  $\alpha_s$  (see [3] for details through aN<sup>3</sup>LO). As was discussed in [3] the soft-gluon corrections are dominant and in our formalism they precisely predicted [15] the exact asymmetry at NNLO. The high-order perturbative corrections are large: the aN<sup>3</sup>LO/NNLO ratio is 1.08 without re-expansion in  $\alpha_s$ , or 1.05 with re-expansion in  $\alpha_s$ . Including electroweak corrections and the aN<sup>3</sup>LO QCD corrections we find an asymmetry of  $(10.0 \pm 0.6)\%$  in the  $t\bar{t}$  frame using re-expansion in  $\alpha_s$ .

The differential top forward-backward asymmetry is defined by

$$A_{FB}^{\text{bin}} = \frac{\sigma_{\text{bin}}^+(\Delta y) - \sigma_{\text{bin}}^-(\Delta y)}{\sigma_{\text{bin}}^+(\Delta y) + \sigma_{\text{bin}}^-(\Delta y)} \quad \text{with } \Delta y = y_t - y_{\bar{t}}.$$

In the right plot of Fig. 5 we plot the differential  $A_{FB}$  and compare with recent results from CDF [16] and D0 [17]. The agreement between theory and experiment is very good for both the total and the differential asymmetries.

## 5. Summary

The N<sup>3</sup>LO soft-gluon corrections for top-antitop pair production are significant and provide the best available theoretical predictions. Results have been presented for the total  $t\bar{t}$  cross sections, the top-quark  $p_T$  and rapidity distributions, and the top-quark forward-backward asymmetry. The corrections are large at LHC and Tevatron energies and they reduce the theoretical uncertainties from scale variation. There is excellent agreement between aN<sup>3</sup>LO theoretical predictions and LHC and Tevatron data.

## References

- [1] N. Kidonakis, *NNLO soft-gluon corrections for the top-antitop pair production cross section*, *Phys. Rev. D* **90**, 014006 (2014) [arXiv:1405.7046 [hep-ph]].

- [2] N. Kidonakis, *NNLO soft-gluon corrections for the top-quark  $p_T$  and rapidity distributions*, *Phys. Rev. D* **91**, 031501(R) (2015) [arXiv:1411.2633 [hep-ph]].
- [3] N. Kidonakis, *The top quark forward-backward asymmetry at approximate  $N^3LO$* , *Phys. Rev. D* **91**, 071502(R) (2015) [arXiv:1501.01581 [hep-ph]].
- [4] N. Kidonakis, *Next-to-next-to-leading soft-gluon corrections for the top quark cross section and transverse momentum distribution*, *Phys. Rev. D* **82**, 114030 (2010) [arXiv:1009.4935 [hep-ph]].
- [5] N. Kidonakis, *High-order corrections and subleading logarithms for top quark production*, *Phys. Rev. D* **64**, 014009 (2001) [hep-ph/0010002].
- [6] N. Kidonakis, *Next-to-next-to-next-to-leading-order soft-gluon corrections in hard-scattering processes near threshold*, *Phys. Rev. D* **73**, 034001 (2006) [hep-ph/0509079].
- [7] ATLAS and CMS Collaborations, *Combination of ATLAS and CMS top-quark pair cross-section measurements using proton-proton collisions at  $\sqrt{s} = 7$  TeV*, ATLAS-CONF-2012-134, CMS PAS TOP-12-003.
- [8] ATLAS and CMS Collaborations, *Combination of ATLAS and CMS top quark pair cross section measurements in the  $e\mu$  final state using proton-proton collisions at  $\sqrt{s} = 8$  TeV*, ATLAS-CONF-2014-054, CMS PAS TOP-14-016.
- [9] CDF and D0 collaborations, *Combination of measurements of the top-quark pair production cross section from the Tevatron Collider*, *Phys. Rev. D* **89**, 072001 (2014) [arXiv:1309.7570[hep-ex]].
- [10] A.D. Martin, W.J. Stirling, R.S. Thorne, and G. Watt, *Parton distributions for the LHC*, *Eur. Phys. J. C* **63**, 189 (2009) [arXiv:0901.0002 [hep-ph]].
- [11] CMS Collaboration, *Measurement of differential top-quark pair production cross sections in  $pp$  collisions at  $\sqrt{s} = 7$  TeV*, *Eur. Phys. J. C* **73**, 2339 (2013) [arXiv:1211.2220 [hep-ex]].
- [12] ATLAS Collaboration, *Measurements of normalized differential cross sections for  $t\bar{t}$  production in  $pp$  collisions at  $\sqrt{s} = 7$  TeV using the ATLAS detector*, *Phys. Rev. D* **90**, 072004 (2014) [arXiv:1407.0371 [hep-ex]].
- [13] CMS Collaboration, *Measurement of the differential cross section for top quark pair production in  $pp$  collisions at  $\sqrt{s} = 8$  TeV*, arXiv:1505.04480 [hep-ex].
- [14] D0 Collaboration, *Measurement of differential  $t\bar{t}$  production cross sections in  $p\bar{p}$  collisions*, *Phys. Rev. D* **90**, 092006 (2014) [arXiv:1401.5785 [hep-ex]].
- [15] N. Kidonakis, *The top quark rapidity distribution and forward-backward asymmetry*, *Phys. Rev. D* **84**, 011504(R) (2011) [arXiv:1105.5167 [hep-ph]].
- [16] CDF Collaboration, *Measurement of the top quark forward-backward production asymmetry and its dependence on event kinematic properties*, *Phys. Rev. D* **87**, 092002 (2013) [arXiv:1211.1003 [hep-ex]].
- [17] D0 Collaboration, *Measurement of the forward-backward asymmetry in top quark-antiquark production in  $p\bar{p}$  collisions using the lepton+jets channel*, *Phys. Rev. D* **90**, 072011 (2014) [arXiv:1405.0421 [hep-ex]].