

5-13-2013

Graduate Library Survey Results

Michael Luther

Kennesaw State University, mluther1@kennesaw.edu

Follow this and additional works at: http://digitalcommons.kennesaw.edu/lib_reports



Part of the [Library and Information Science Commons](#)

Recommended Citation

Luther, Michael, "Graduate Library Survey Results" (2013). *Library Reports*. Paper 8.
http://digitalcommons.kennesaw.edu/lib_reports/8

This Article is brought to you for free and open access by the Horace W. Sturgis Library at DigitalCommons@Kennesaw State University. It has been accepted for inclusion in Library Reports by an authorized administrator of DigitalCommons@Kennesaw State University.

HORACE W. STURGIS LIBRARY

Survey Results

Graduate Library Survey

5/13/2013

Individual comments have been removed from this report.

Summary

Horace W. Sturgis Library conducted a survey of all graduate students between April 22nd and April 30th. The purpose of the survey was to collect opinions from among the graduate population of Kennesaw State University regarding the Graduate Library space on the third floor of Sturgis Library. We received 90 complete survey responses.

Approximately 49% of respondents (44 of 90) reported that they either hadn't used the Graduate Library or that they were unaware of it. The non-user group was asked "What could Sturgis Library do to increase its value to graduate students?" We received 22 comments. The primary theme from these responses (10 of 22), was that the library needed to increase visibility through more effective promotion.

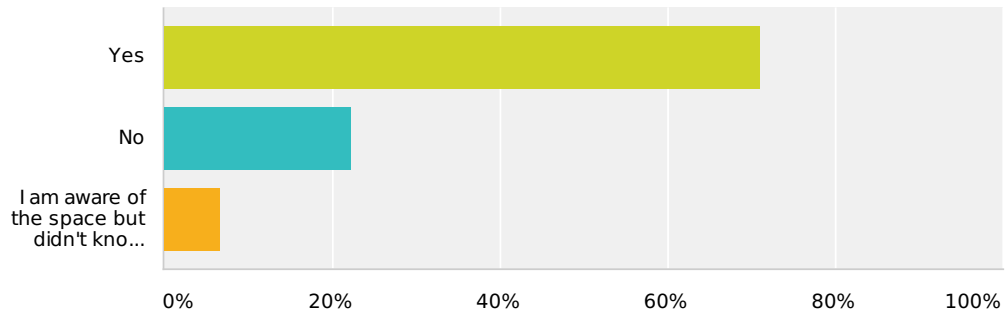
The survey queried Graduate Library users regarding noise on the third floor. Most users (37 of 46) felt that the space was either "very quiet" or "somewhat quiet". Participants were further asked how bothered they were by the noise. Here, too, a great majority (59%) reported that they were "not at all bothered" by noise in the Graduate Library. Fifteen percent reported being "a little bit bothered", 9% reported as "moderately bothered", 13% as "very bothered" and 4% as "extremely bothered". In spite of these results, noise and other disruptions were among the top complaints about the space. In response to the question "What do you dislike most about the Graduate Library?", respondents cited "talking", "chatting", "laughing", "talking on cell phones", "defacing the furniture", and "listening to music". Another common complaint pertained to the study rooms. Commenters felt that the rooms were too few in number and were often occupied either by a single individual or small groups who socialize rather than engaging in serious study.

Regarding food and drink within the Graduate Library, respondents were heavily in favor of allowing drinks (63% in favor, 15% opposed, and 22% didn't care), whereas, opinions on food were more mixed (37% in favor, 33% opposed, and 30% who didn't care).

Graduate students ranked the most critical needs of Sturgis Library as Electronic Databases, followed by Computers and Technology, eBooks, books, and lastly, renovations.

Are you aware of the Graduate Library on the 3rd floor of Sturgis Library?

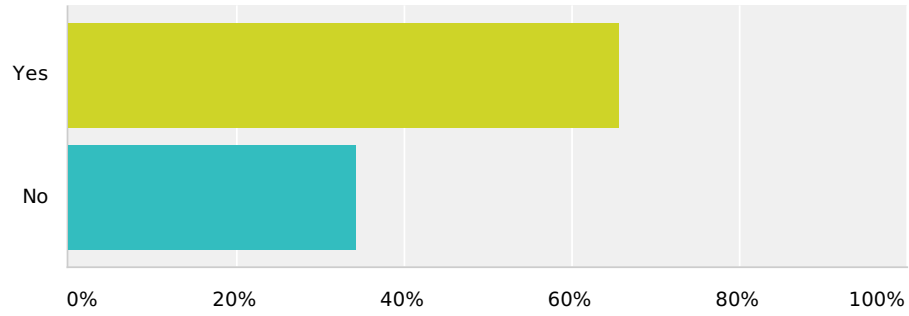
Answered: 90 Skipped: 0



Answer Choices	Responses
Yes	71.11% 64
No	22.22% 20
I am aware of the space but didn't know it was the Graduate Library	6.67% 6
Total	90

Have you used the Graduate Library on the 3rd floor of Sturgis Library?

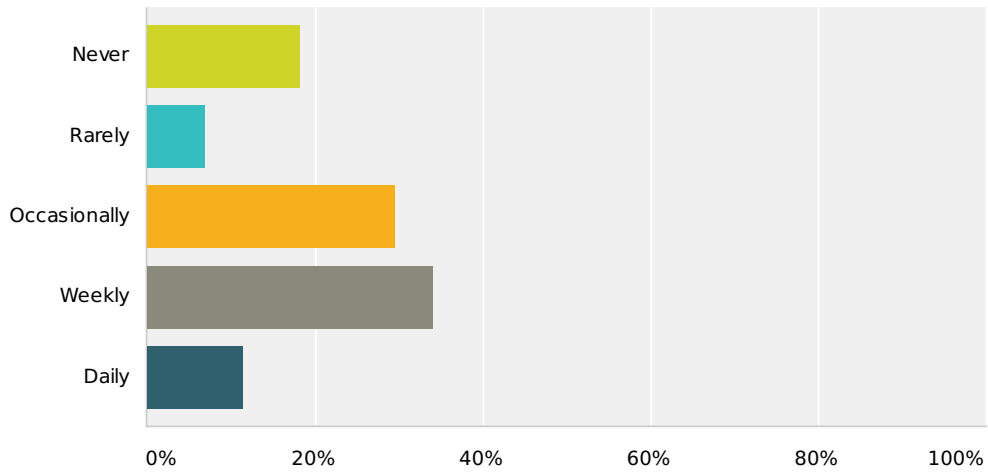
Answered: 70 Skipped: 20



Answer Choices	Responses	
Yes	65.71%	46
No	34.29%	24
Total		70

How often do you access library resources via the Sturgis Library website?

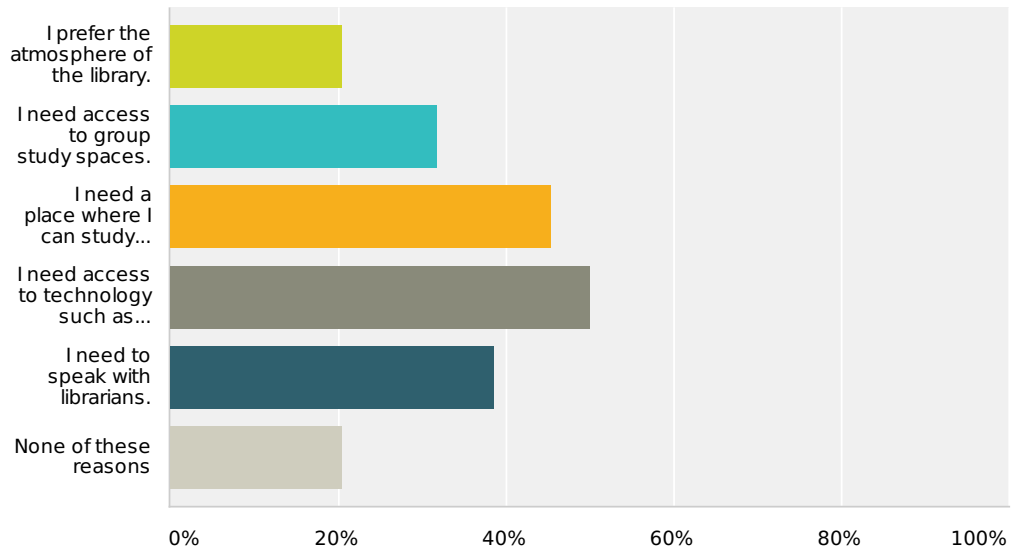
Answered: 44 Skipped: 46



Answer Choices	Responses	
Never	18.18%	8
Rarely	6.82%	3
Occasionally	29.55%	13
Weekly	34.09%	15
Daily	11.36%	5
Total		44

Please select one or more of the following reasons for why you would consider using the Graduate Library.

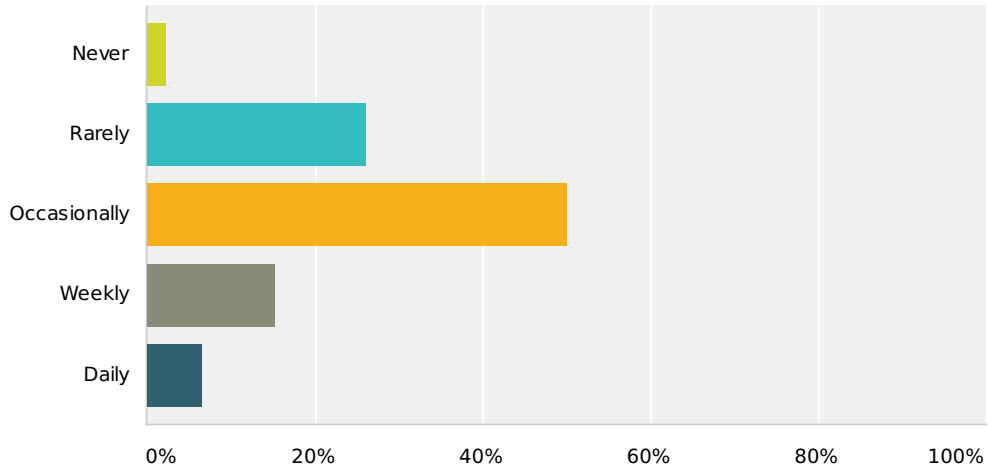
Answered: 44 Skipped: 46



Answer Choices	Responses
I prefer the atmosphere of the library.	20.45% 9
I need access to group study spaces.	31.82% 14
I need a place where I can study quietly.	45.45% 20
I need access to technology such as Wi-Fi, computers, printers, etc.	50% 22
I need to speak with librarians.	38.64% 17
None of these reasons	20.45% 9
Total Respondents: 44	

How often do you use the Graduate Library?

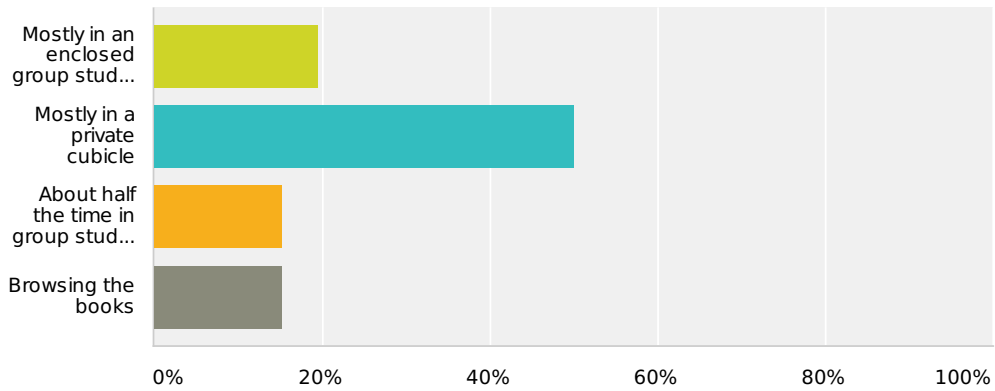
Answered: 46 Skipped: 44



Answer Choices	Responses
Never	2.17% 1
Rarely	26.09% 12
Occasionally	50% 23
Weekly	15.22% 7
Daily	6.52% 3
Total	46

When using the Graduate Library, where do you spend most of your time?

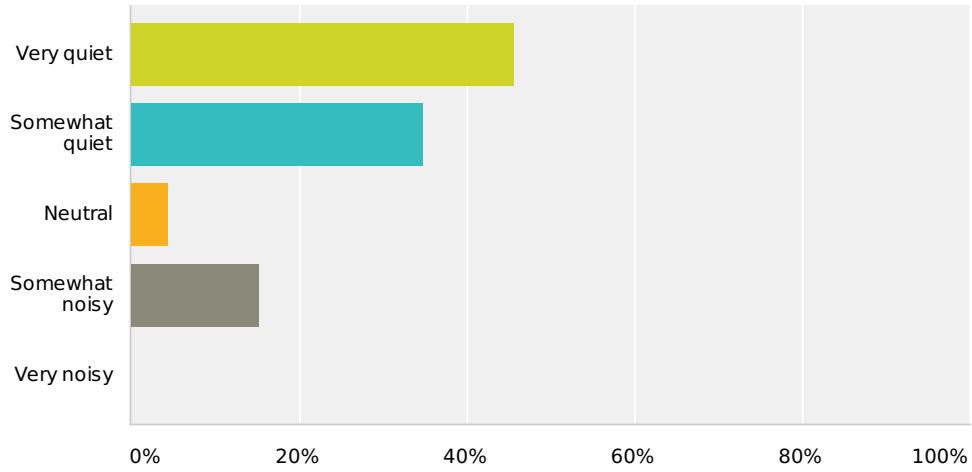
Answered: 46 Skipped: 44



Answer Choices	Responses
Mostly in an enclosed group study space	19.57% 9
Mostly in a private cubicle	50% 23
About half the time in group study and half the time in a cubicle	15.22% 7
Browsing the books	15.22% 7
Total	46

How would you rate the noise levels of the Graduate Library?

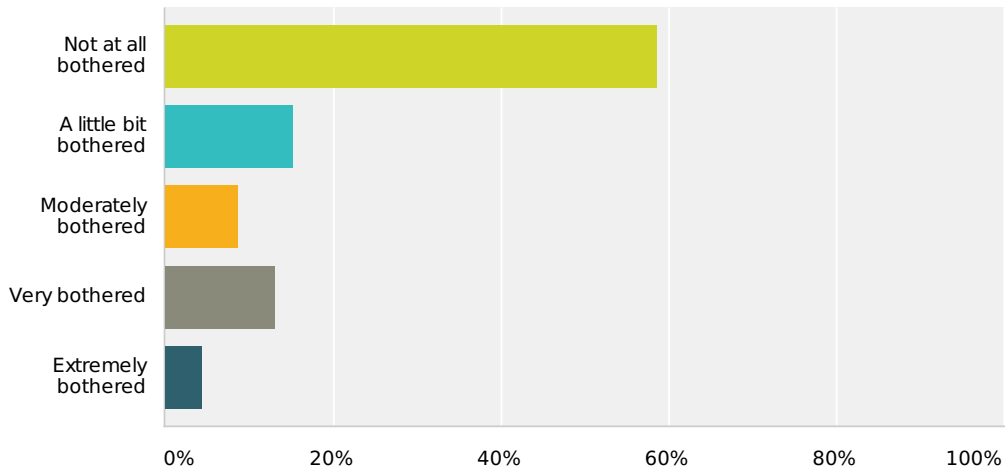
Answered: 46 Skipped: 44



Answer Choices	Responses
Very quiet	45.65% 21
Somewhat quiet	34.78% 16
Neutral	4.35% 2
Somewhat noisy	15.22% 7
Very noisy	0% 0
Total	46

How bothered are you by the noise levels of the Graduate Library?

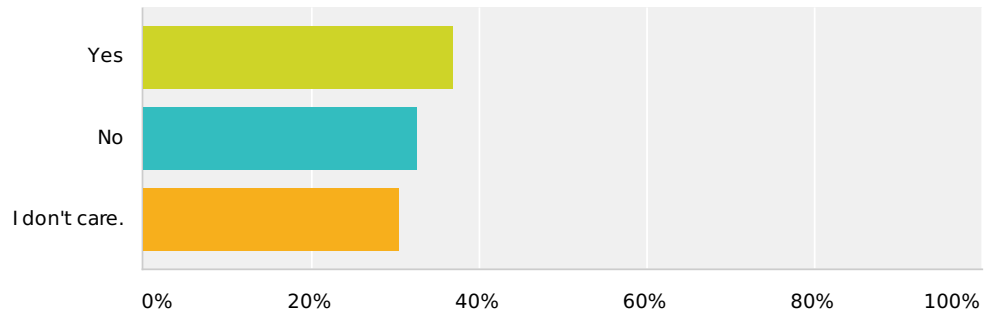
Answered: 46 Skipped: 44



Answer Choices	Responses
Not at all bothered	58.70% 27
A little bit bothered	15.22% 7
Moderately bothered	8.70% 4
Very bothered	13.04% 6
Extremely bothered	4.35% 2
Total	46

Should food be allowed within the Graduate Library?

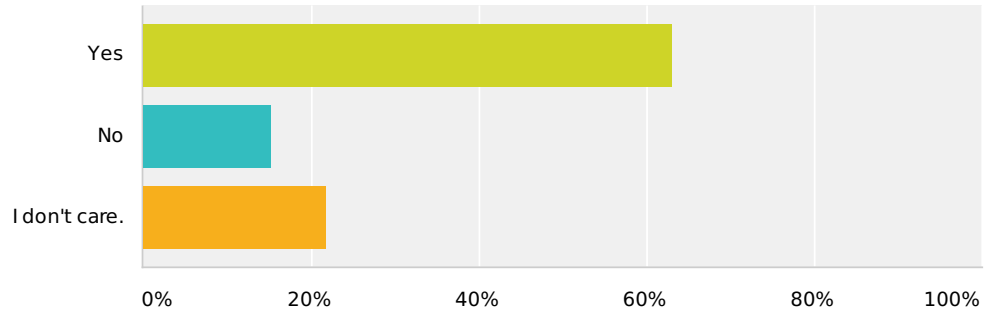
Answered: 46 Skipped: 44



Answer Choices	Responses	
Yes	36.96%	17
No	32.61%	15
I don't care.	30.43%	14
Total		46

Should drinks be allowed within the Graduate Library?

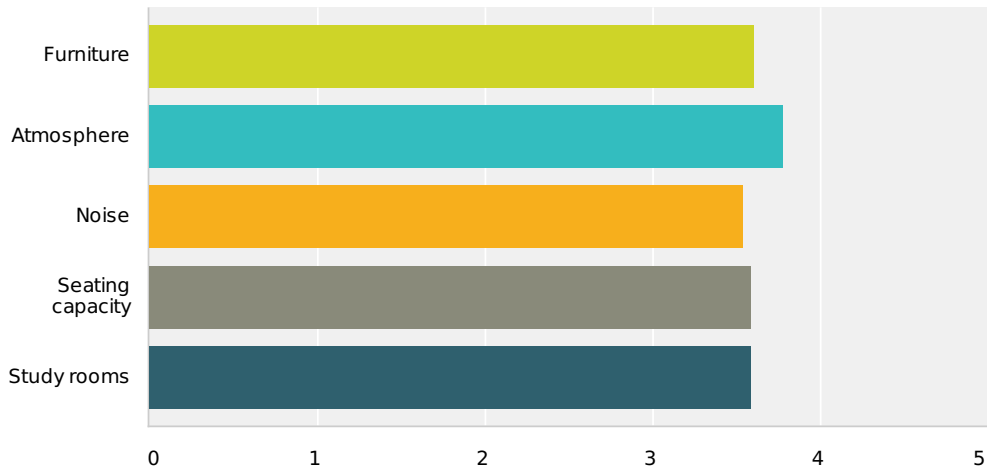
Answered: 46 Skipped: 44



Answer Choices	Responses	
Yes	63.04%	29
No	15.22%	7
I don't care.	21.74%	10
Total		46

How would you rate the following aspects of the Graduate Library?

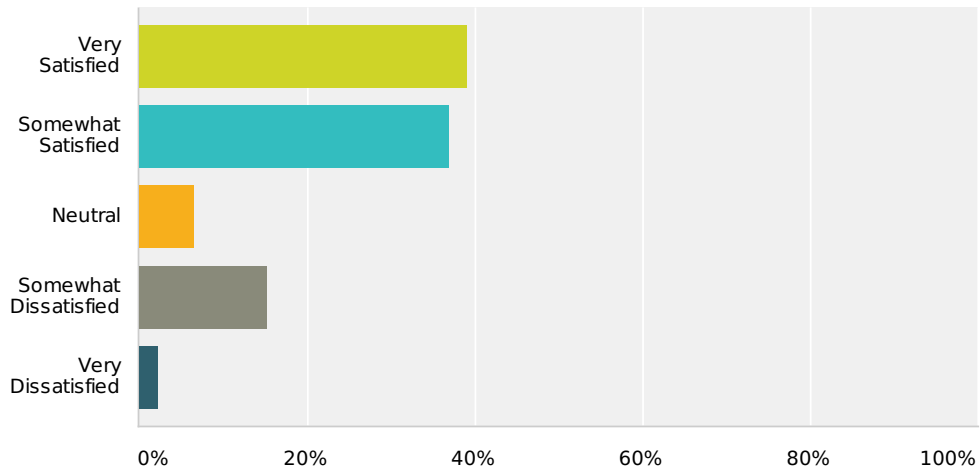
Answered: 46 Skipped: 44



	Very poor	Poor	Neutral	Good	Great	Total	Average Rating
Furniture	4.35% 2	10.87% 5	23.91% 11	41.30% 19	19.57% 9	46	3.61
Atmosphere	4.35% 2	6.52% 3	23.91% 11	36.96% 17	28.26% 13	46	3.78
Noise	4.35% 2	13.04% 6	26.09% 12	36.96% 17	19.57% 9	46	3.54
Seating capacity	6.52% 3	13.04% 6	19.57% 9	36.96% 17	23.91% 11	46	3.59
Study rooms	4.35% 2	17.39% 8	19.57% 9	32.61% 15	26.09% 12	46	3.59

Overall, how satisfied are you with the Graduate Library?

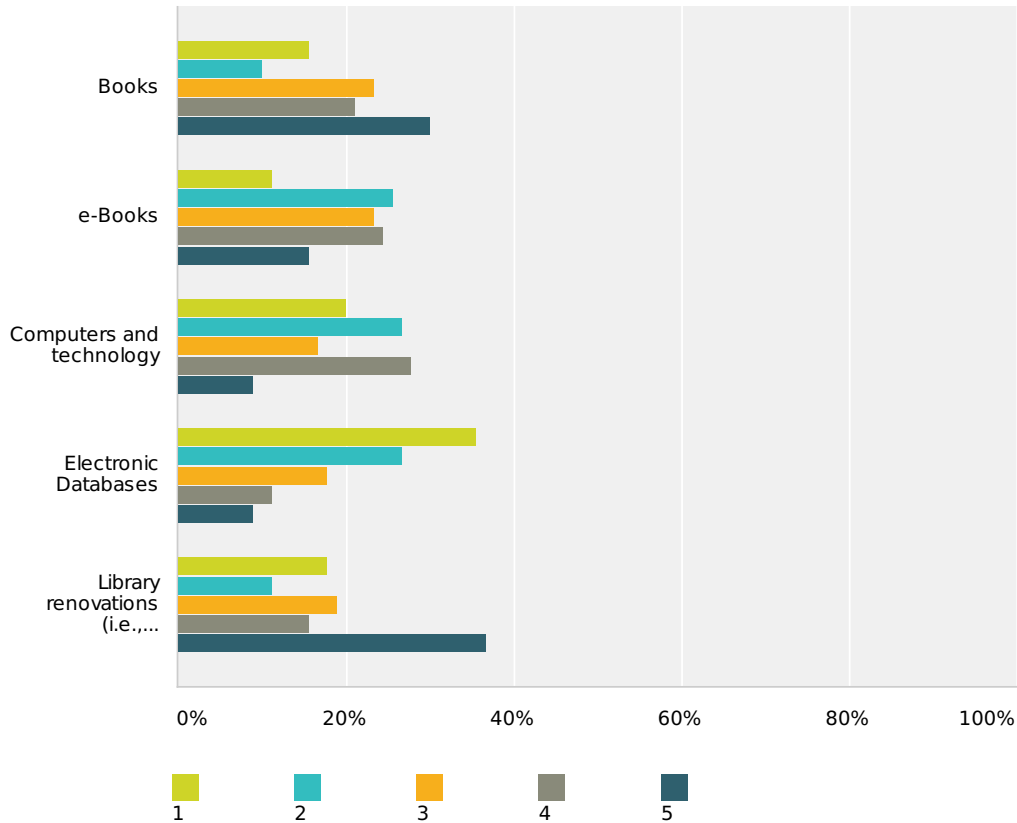
Answered: 46 Skipped: 44



Answer Choices	Responses	
Very Satisfied	39.13%	18
Somewhat Satisfied	36.96%	17
Neutral	6.52%	3
Somewhat Dissatisfied	15.22%	7
Very Dissatisfied	2.17%	1
Total		46

You have been given one million dollars and asked to spend it on the most critical needs of Sturgis Library. What would you purchase? Please rank the following five options with "1" being the library's most critical need.

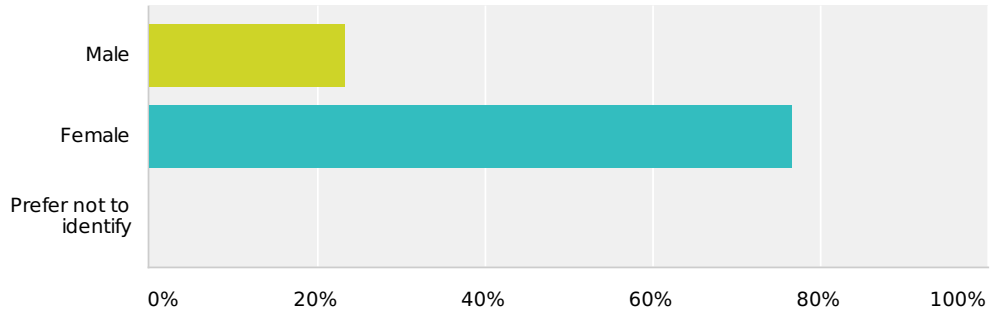
Answered: 90 Skipped: 0



	1	2	3	4	5	Total	Average Ranking
Books	15.56% 14	10% 9	23.33% 21	21.11% 19	30% 27	90	2.60
e-Books	11.11% 10	25.56% 23	23.33% 21	24.44% 22	15.56% 14	90	2.92
Computers and technology	20% 18	26.67% 24	16.67% 15	27.78% 25	8.89% 8	90	3.21
Electronic Databases	35.56% 32	26.67% 24	17.78% 16	11.11% 10	8.89% 8	90	3.69
Library renovations (i.e., furniture, climate control, new look and feel, updated wiring)	17.78% 16	11.11% 10	18.89% 17	15.56% 14	36.67% 33	90	2.58

What is your gender?

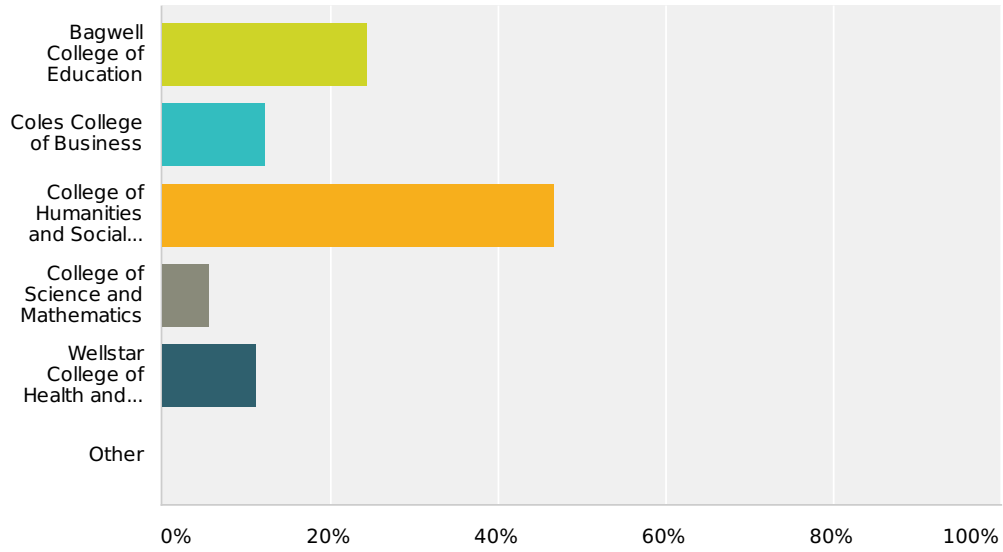
Answered: 90 Skipped: 0



Answer Choices	Responses	
Male	23.33%	21
Female	76.67%	69
Prefer not to identify	0%	0
Total		90

Please select your college.

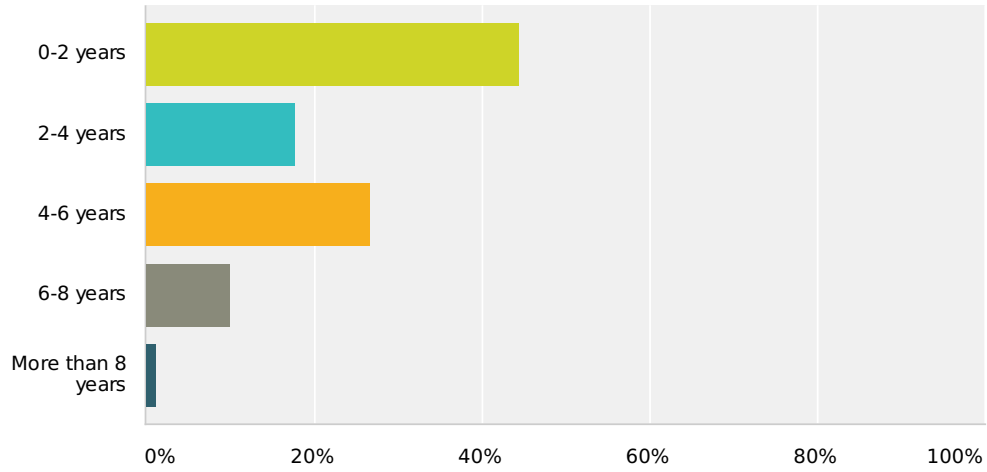
Answered: 90 Skipped: 0



Answer Choices	Responses	
Bagwell College of Education	24.44%	22
Coles College of Business	12.22%	11
College of Humanities and Social Sciences	46.67%	42
College of Science and Mathematics	5.56%	5
Wellstar College of Health and Human Services	11.11%	10
Other	0%	0
Total		90
Other (please specify) (0)		

How many total years (including any undergraduate study) have you been enrolled at Kennesaw State University?

Answered: 90 Skipped: 0



Answer Choices	Responses
0-2 years	44.44% 40
2-4 years	17.78% 16
4-6 years	26.67% 24
6-8 years	10% 9
More than 8 years	1.11% 1
Total	90